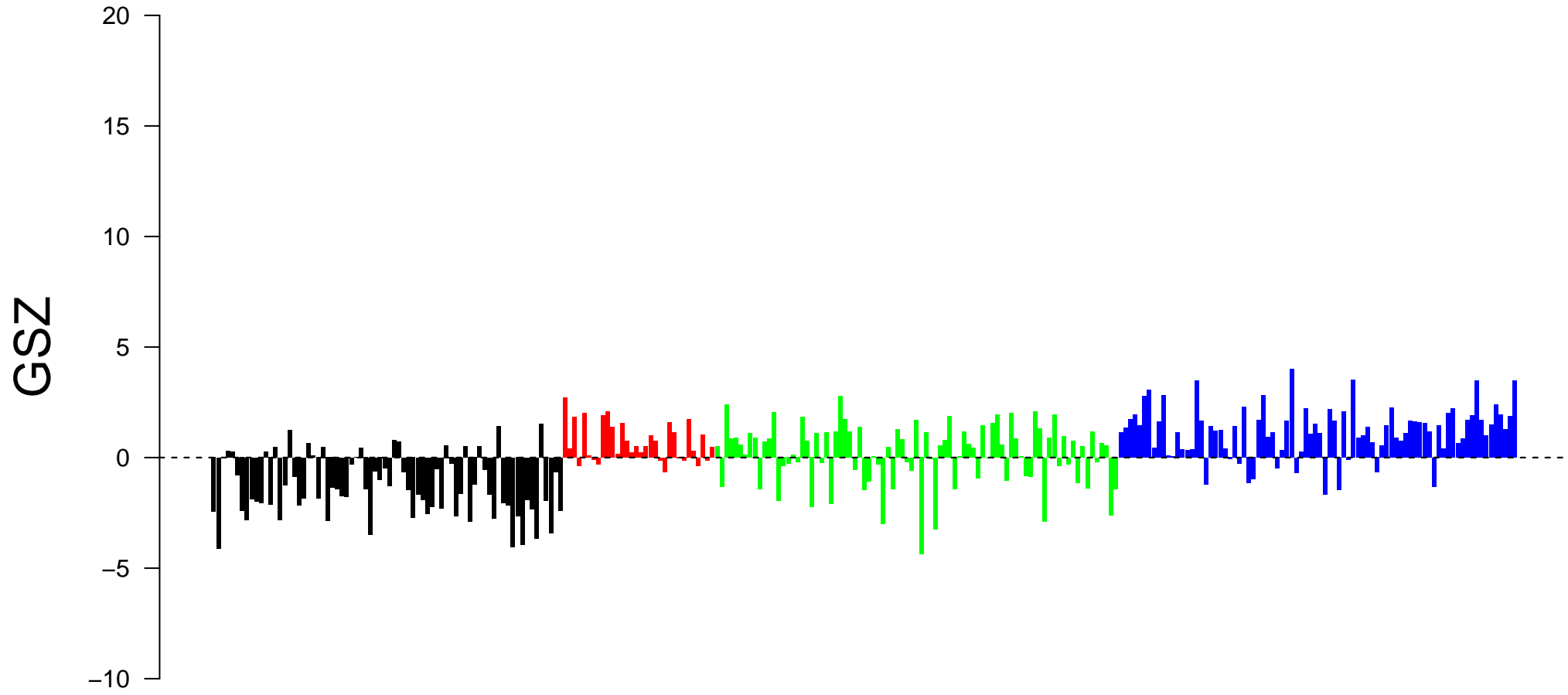
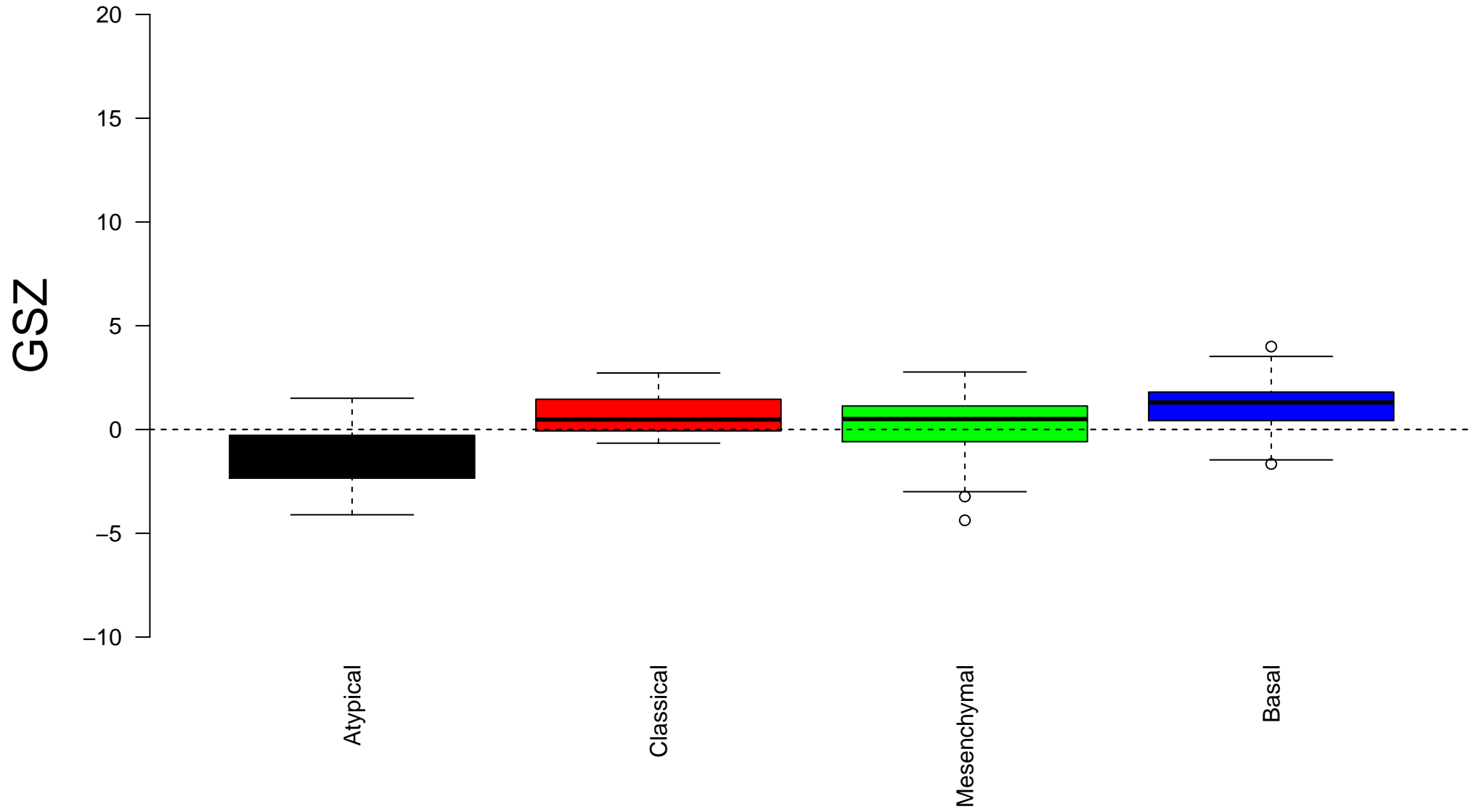


ectoderm development




ectoderm development



Enrichment in spots: ectoderm development



Expression of ectoderm development in Spot A



Expression of ectoderm development in Spot B

Δe


0.5

0.0


-0.5

-1.0

-1.5



Expression of ectoderm development in Spot C



Expression of ectoderm development in Spot D

Δe


0.5

0.0


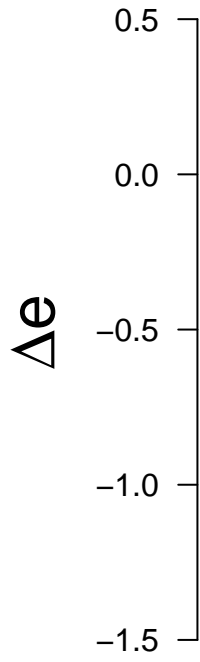
-0.5

-1.0


-1.5




Expression of ectoderm development in Spot E




Expression of ectoderm development in Spot F



Expression of ectoderm development in Spot G



Expression of ectoderm development in Spot H



Expression of ectoderm development in Spot I

Δe


0.5

0.0


-0.5

-1.0


-1.5




Expression of ectoderm development in Spot J




Expression of ectoderm development in Spot K




Expression of ectoderm development in Spot L



Expression of ectoderm development in Spot M



Expression of ectoderm development in Spot N



Expression of ectoderm development in Spot O

Δe

0.5
0.0
-0.5
-1.0
-1.5



Expression of ectoderm development in Spot P

Δe


0.5

0.0


-0.5

-1.0

-1.5



Expression of ectoderm development in Spot Q



Expression of ectoderm development in Spot R

